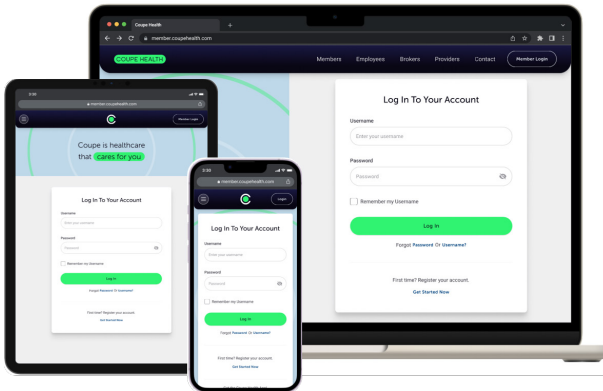


COUPE

How to register for your Coupe member portal.

The Coupe member portal is your one-stop-shop for all of your health plan benefits. The member portal can be accessed via web browser or mobile app. Follow the instructions below to get started and register your account today.



Register Now

Prefer a mobile app?

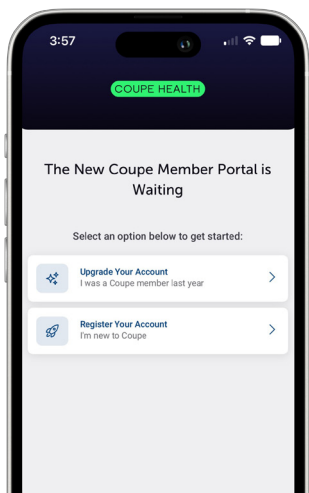
Download now on the Apple app store or Google Play store.



[Click Here](#)

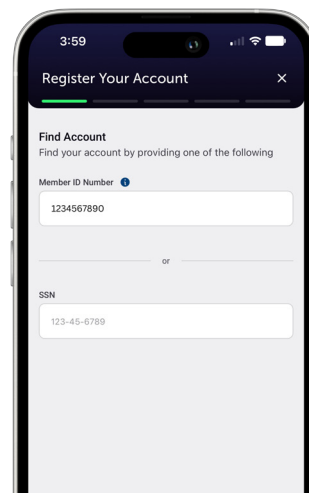


[Click Here](#)



1

If you're a returning member, select 'Upgrade Your Account.' If this is your first time registering, select 'Register Your Account.'



2

Find your account by entering your member ID number (found on your member ID card) or by entering your social security number.

3

Verify your account information by entering your First Name, Last Name, and Date of Birth.

4

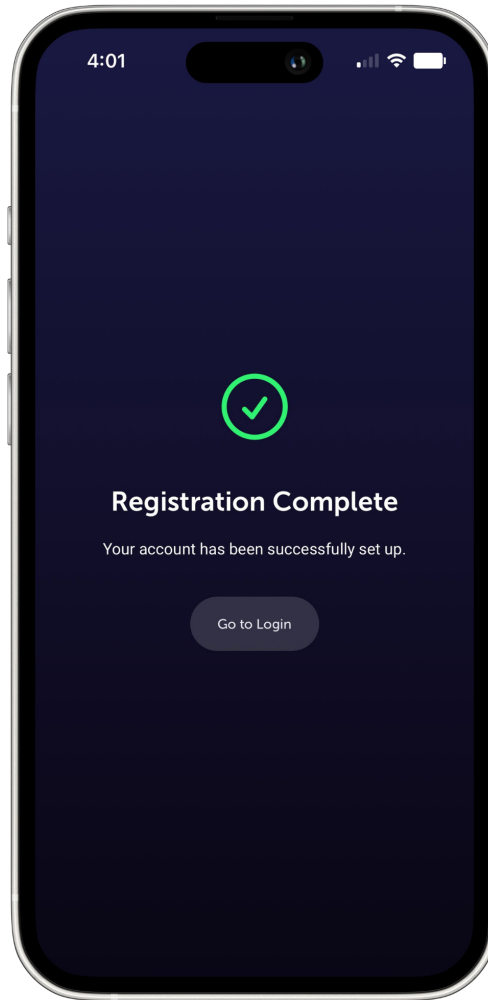
Next, create a unique username for your account.

5

Create a secure password for your account. Follow the password requirements listed.

6

Fill in your email address and any optional information you wish to provide.



7

Your registration is now complete. Click 'Go to Login' to start accessing your member portal.

Still have questions?

Contact your Health Valet using the number on the back of your ID card.