

COUPE

How to change your payment account method.

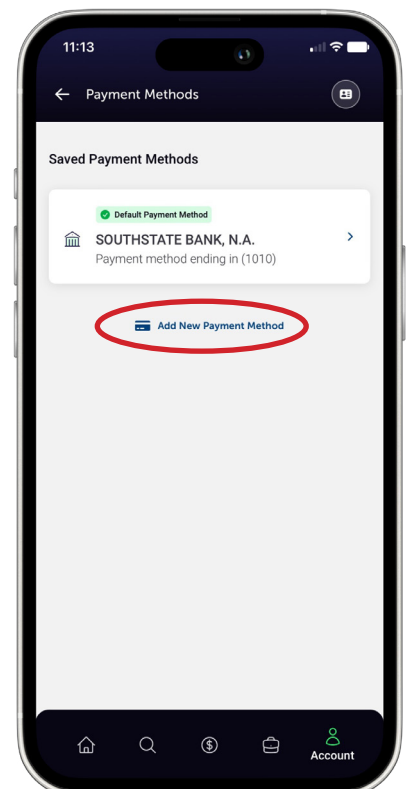
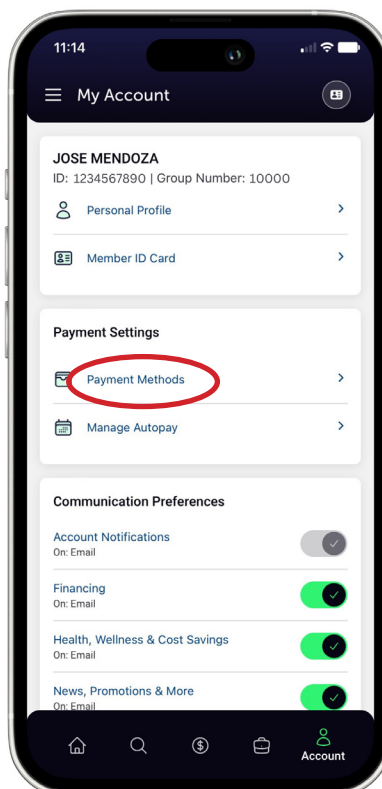
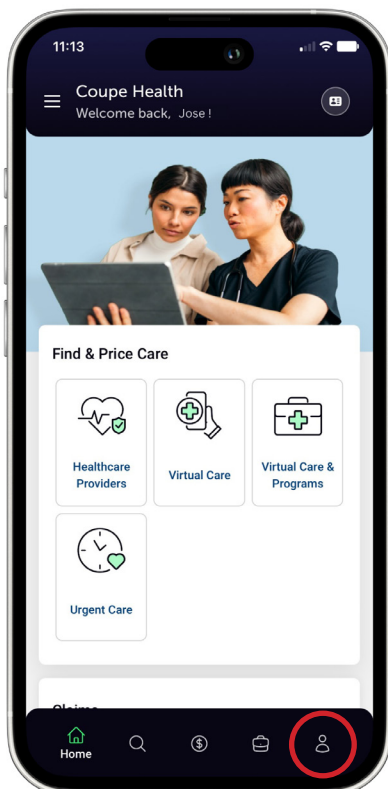
The Coupe member portal is your one-stop-shop for all your health plan benefits. The member portal can be accessed via web browser or mobile app. Follow the instructions below to change your payment method.

1 [Log in](#) to your Coupe Health™ member portal via the desktop or mobile app.

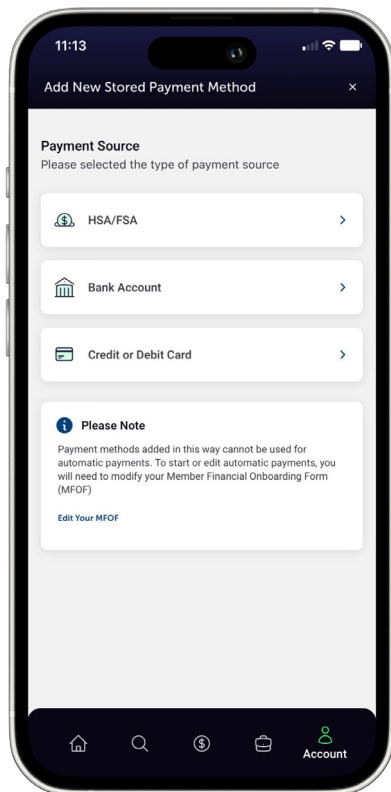
2 Click the account icon in the bottom right-hand corner.

3 Under 'Payment Settings,' select 'Payment Methods.'

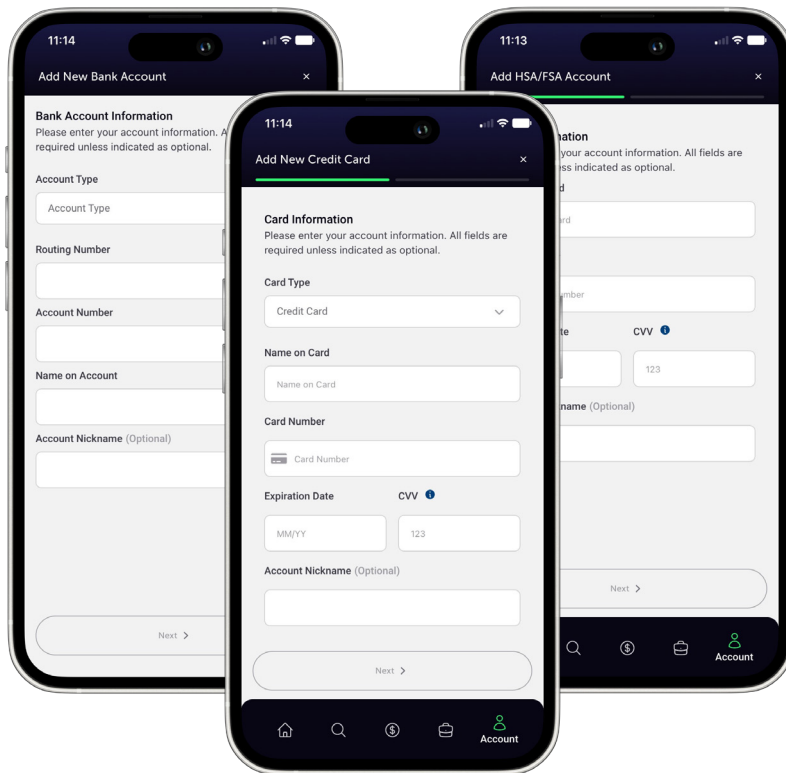
4 View your stored payment methods or click 'Add New.'




- 5 Select your payment type (HSA/FSA, Bank Account, Credit or Debit card).



- 6 Follow the prompts to add your HSA/FSA, Bank Account, Credit or Debit card.



- 7 You will get a confirmation message that your new payment method has been saved.

 **Payment Method Saved** ×

Your payment method has been successfully added to your account. This payment method may now be used for one-time payments.

Still have questions?

Contact your Health Valet using the number on the back of your ID card.